

GE incandescent lamps trace their ancestry to the world's first practical electric bulb, invented by Thomas Alva Edison, founder of General Electric Company, in 1879.

More than a century of research and development later, our current range of GE incandescent lamps represent state-of-the-art lamps for residential and commercial use, as well as special purpose lamps for decorative and display applications. Today's incandescent bulb houses a tungsten filament. When charged with electric current, the filament becomes white hot, and glows through a process called incandescence. Incandescent lighting is the most prevalent form of lighting today due to its flexibility and cost. Incandescent lamps are commonly available in a large variety of size, shape, colour and wattage offering a wide range of application opportunities from home lighting to medical and industrial uses.



Content

| | |
|---|----|
| Standard | 12 |
| Standard Softlight elegance | 13 |
| Daylight | 13 |
| Longlife General Lighting Service | 13 |
| Extra Longlife General Lighting Service | 13 |
| Enrich™ | 14 |
| Linestra | 14 |
| Krypton | 14 |
| Computer Light | 14 |
| Weekend / Insect | 14 |
| Decorative Round | 16 |
| Crown Mirrored | 16 |
| T45 Softlight elegance | 17 |
| Candle | 17 |
| Candle Softlight elegance | 17 |
| Decor Candle | 18 |
| Softlight Globe | 18 |
| Colored General Lighting Service | 19 |
| Colored Decorative Rounded | 20 |
| Colored Candle | 20 |
| Colored Pygmy | 20 |
| Reflector | 22 |
| PAR 38 Reflector Watt-Miser™ | 22 |
| Enrich Reflector | 22 |
| Long Life Reflector | 22 |
| Infrared Reflector | 23 |
| Coloured Reflector | 23 |
| Pygmy | 25 |
| Fridge | 25 |
| Oven | 25 |
| Tubular T25 | 25 |
| Tubular T28 | 25 |
| Rough Service | 27 |
| Traffic Lights | 27 |
| Low & Extra Low Voltage GLS | 27 |



Incandescent lamps

Product identification

The following glossary of terms and descriptions can help you when checking incandescent lamp specifications and explains how to use the product codes when ordering products. Within each product line, lamps are divided into families – within families lamps are listed by wattage.

Watts:

Energy used. To find actual energy used (kWh) multiply power (watts shown) x hours of use divided by 1000

Product description:

Abbreviation of the lamps' main characteristics

Product Code:

It is important to use this code when ordering to ensure that you receive the exact product you require

Diameter:
Bulb diameter in mm

Lumens:
The lamp's rate output after the initial 2 hours of operation

Energy Efficiency Class:
Energy saving code

Standard Lamps

| Watts | Volts | Cap | Diameter mm | Product Description | Lumens | Life (h) | Pack Qty | EEC | Product Code |
|---------|-------|-----|-------------|---------------------|--------|----------|----------|-----|--------------|
| frosted | | | | | | | | | |
| 15 | 230 | E27 | 60 | 15A1/FR/E27 | 90 | 1000 | 1/10/50 | F | 91178 |
| 25 | 230 | E27 | 60 | 25A1/FR/E27 | 230 | 1000 | 1/10/50 | E | 91181 |
| 40 | 230 | E27 | 60 | 40A1/FR/E27 | 415 | 1000 | 1/10/50 | E | 91174 |
| 60 | 230 | E27 | 60 | 60A1/FR/E27 | 710 | 1000 | 1/10/50 | E | 91175 |

The finish of the lamp

Cap/Socket:
Types for different fittings

Pack structure:
within one outer case 10 individual boxes shrink-wrapped. Altogether 50 lamps fit in a box.

Volts:
Each lamp's voltage is listed

15 A1 / FR / E27

Identifies the lamp's wattage

Identifies the cap type

Describes type of lamp

Identifies the finish of the lamp



Incandescent lamps

General home,
office & industrial lamps



Enrich™ Standard

General Lighting Service (GLS) incandescent lamps continue to be popular light sources for many applications. They are recommended for their simple operation and ease of installation.

- Standard Lamps
- Softlight Elegance Lamps
- Daylight Lamps
- Longlife GLS Lamps
- GLS Extra Longlife Lamps
- Enrich Lamps
- Linestra Lamps
- Krypton Lamps
- Computer Lights
- Weekend/Insect Lights









Enrich™

For rich, white light that brings out the warmth of all that it touches, look to Enrich™. This unique blue glass bulb brings out the vibrant colours in furnishings and decorations by heightening colour contrast. The result is clear, crisp lighting that enhances bedrooms, living rooms, bathrooms and all the other living and entertaining areas of the home. You've worked hard to create the perfect look for your home make it even better with Enrich™.



Incandescent lamps

Standard Lamps – Multi purpose for all applications

| | Watts | Volts | Cap | Diameter mm | Product Description | Lumens | Life (h) | Pack Qty | EEC | Product Code | |
|---|---------|---------|-----|--------------|---------------------|--------|----------|----------|-------|--------------|--|
|  | frosted | | | | | | | | | | |
| | 60 | 120/125 | E27 | 60 | 60A1/F/E27 | 820 | 1000 | 1/10/100 | D | 115952 | |
| | 100 | 120/125 | E27 | 60 | 100A1/F/E27 | 1560 | 1000 | 1/10/100 | D | 119382 | |
| | 15 | 230 | E27 | 50 | 15A1/FR/E27 | 90 | 1000 | 1/10/60 | F | 23552 | |
| | 25 | 230 | E27 | 50 | 25A1/FR/E27 | 230 | 1000 | 1/10/60 | E | 21670 | |
| | 40 | 230 | E27 | 50 | 40A1/FR/E27 | 415 | 1000 | 1/10/60 | E | 21671 | |
| | 60 | 230 | E27 | 50 | 60A1/FR/E27 | 710 | 1000 | 1/10/60 | E | 21673 | |
| | 75 | 230 | E27 | 50 | 75A1/FR/E27 | 940 | 1000 | 1/10/60 | E | 21675 | |
| | 100 | 230 | E27 | 50 | 100A1/FR/E27 | 1340 | 1000 | 1/10/60 | E | 21677 | |
| | 150 | 230 | E27 | 65 | 150A1/FR/E27 | 2160 | 1000 | 1/20 | E | 22568 | |
| 200 | 230 | E27 | 80 | 200A1/FR/E27 | 3040 | 1000 | 1/20 | E | 91128 | | |
|  | 25 | 240 | E27 | 50 | 25A1/FR/E27 | 225 | 1000 | 1/10/120 | E | 19950 | |
| | 40 | 240 | E27 | 50 | 40A1/FR/E27 | 410 | 1000 | 1/10/120 | E | 19952 | |
| | 60 | 240 | E27 | 50 | 60A1/FR/E27 | 700 | 1000 | 1/10/120 | E | 19954 | |
| | 75 | 240 | E27 | 50 | 75A1/FR/E27 | 930 | 1000 | 1/10/120 | E | 19955 | |
| | 100 | 240 | E27 | 50 | 100A1/FR/E27 | 1330 | 1000 | 1/10/120 | E | 19956 | |
|  | 25 | 230 | B22 | 50 | 25A1/FR/B22 | 230 | 1000 | 1/10/60 | E | 21657 | |
| | 40 | 230 | B22 | 50 | 40A1/FR/B22 | 415 | 1000 | 1/10/60 | E | 21658 | |
| | 60 | 230 | B22 | 50 | 60A1/FR/B22 | 710 | 1000 | 1/10/60 | E | 21663 | |
| | 75 | 230 | B22 | 50 | 75A1/FR/B22 | 940 | 1000 | 1/10/60 | E | 21664 | |
| | 100 | 230 | B22 | 50 | 100A1/FR/B22 | 1340 | 1000 | 1/10/60 | E | 21665 | |
|  | clear | | | | | | | | | | |
| | 40 | 120/125 | E27 | 60 | 40A1/CL/E27 | 490 | 1000 | 1/10/100 | D | 109410 | |
| | 60 | 120/125 | E27 | 60 | 60A1/CL/E27 | 820 | 1000 | 1/10/100 | D | 115182 | |
| | 75 | 120/125 | E27 | 60 | 75A1/CL/E27 | 1070 | 1000 | 1/10/100 | D | 117490 | |
| | 100 | 120/125 | E27 | 60 | 100A1/CL/E27 | 1560 | 1000 | 1/10/100 | D | 118780 | |
| | 15 | 230 | E27 | 50 | 15A1/CL/E27 | 90 | 1000 | 1/10/50 | F | 23546 | |
| | 25 | 230 | E27 | 50 | 25A1/CL/E27 | 230 | 1000 | 1/10/50 | E | 23547 | |
| | 40 | 230 | E27 | 50 | 40A1/CL/E27 | 415 | 1000 | 1/10/50 | E | 21666 | |
| | 60 | 230 | E27 | 50 | 60A1/CL/E27 | 710 | 1000 | 1/10/50 | E | 21667 | |
| | 75 | 230 | E27 | 50 | 75A1/CL/E27 | 940 | 1000 | 1/10/50 | E | 21668 | |
|  | 100 | 230 | E27 | 50 | 100A1/CL/E27 | 1340 | 1000 | 1/10/50 | E | 21669 | |
| | 150 | 230 | E27 | 65 | 150A1/CL/E27 | 2160 | 1000 | 1/20 | E | 22566 | |
| | 200 | 230 | E27 | 80 | 200A1/CL/E27 | 3040 | 1000 | 1/20 | E | 91127 | |
| | 300 | 230/240 | E27 | 90 | 300A1/CL/E27 | 4850 | 1000 | 1/20 | E | 91226 | |
| | 300 | 230/240 | E40 | 90 | 300A1/CL/E40 | 4850 | 1000 | 1/20 | E | 91724 | |
|  | 40 | 240 | E27 | 50 | 40A1/CL/E27 | 410 | 1000 | 1/10/120 | E | 19946 | |
| | 60 | 240 | E27 | 50 | 60A1/CL/E27 | 700 | 1000 | 1/10/120 | E | 19947 | |
| | 75 | 240 | E27 | 50 | 75A1/CL/E27 | 930 | 1000 | 1/10/120 | E | 19948 | |
| | 100 | 240 | E27 | 50 | 100A1/CL/E27 | 1330 | 1000 | 1/10/120 | E | 19949 | |
| | 25 | 230 | B22 | 50 | 25A1/CL/B22 | 230 | 1000 | 1/10/60 | E | 21614 | |
|  | 40 | 230 | B22 | 50 | 40A1/CL/B22 | 415 | 1000 | 1/10/60 | E | 21619 | |
| | 60 | 230 | B22 | 50 | 60A1/CL/B22 | 710 | 1000 | 1/10/60 | E | 21629 | |
| | 75 | 230 | B22 | 50 | 75A1/CL/B22 | 940 | 1000 | 1/10/60 | E | 21633 | |
| | 100 | 230 | B22 | 50 | 100A1/CL/B22 | 1340 | 1000 | 1/10/60 | E | 21634 | |
| | 60 | 250 | B22 | 60 | 60A1/CL/B22 | 695 | 1000 | 1/10/100 | E | 18115 | |
|  | 75 | 250 | B22 | 60 | 75A1/CL/B22 | 920 | 1000 | 1/10/100 | E | 18116 | |
| | 100 | 250 | B22 | 60 | 100A1/CL/B22 | 1320 | 1000 | 1/10/100 | E | 18117 | |



SOFTLIGHT ELEGANCE – Low glare in white and soft colors



| Watts | Volts | Cap | Diameter mm | Product Description | Lumens | Life (h) | Pack Qty | EEC | Product Code |
|-------|-------|-----|-------------|---------------------|--------|----------|----------|-----|--------------|
| opal | | | | | | | | | |
| 25 | 230 | E27 | 60 | 25A1/SL/E27 | 200 | 1000 | 1/10/50 | F | 90540 |
| 40 | 230 | E27 | 60 | 40A1/SL/E27 | 360 | 1000 | 1/10/50 | F | 90541 |
| 60 | 230 | E27 | 60 | 60A1/SL/E27 | 620 | 1000 | 1/10/50 | F | 90542 |
| 75 | 230 | E27 | 60 | 75A1/SL/E27 | 820 | 1000 | 1/10/50 | F | 90543 |
| 100 | 230 | E27 | 60 | 100A1/SL/E27 | 1165 | 1000 | 1/10/50 | F | 90544 |
| 60 | 230 | B22 | 60 | 60A1/SL/B22 | 620 | 1000 | 1/10/50 | F | 92038 |
| 100 | 230 | B22 | 60 | 100A1/SL/B22 | 1165 | 1000 | 1/10/50 | F | 91546 |
| jade* | | | | | | | | | |
| 60 | 230 | E27 | 60 | 60A1/JADE/SL/E27 | 550 | 1000 | 2/20 | F | 92453 |

*available only in blister




DAYLIGHT – Where crisp colors matter at work and hobby

| Watts | Volts | Cap | Diameter mm | Product Description | Lumens | Life (h) | Pack Qty | EEC | Product Code |
|-------|-------|-----|-------------|---------------------|--------|----------|----------|-----|--------------|
| 100 | 240 | B22 | 60 | 100A1/DAYLIGHT/B22 | 500 | 1000 | 1/10/50 | G | 34950 |
| 60 | 240 | B22 | 60 | 60A1/DAYLIGHT/B22 | 300 | 1000 | 1/10/50 | G | 35090 |
| 60 | 230 | E27 | 60 | 60A1/DAYLIGHT/E27 | 300 | 1000 | 1/10/50 | G | 91231 |
| 100 | 230 | E27 | 60 | 100A1/DAYLIGHT/E27 | 500 | 1000 | 1/10/50 | G | 91233 |
| 60 | 240 | E27 | 60 | 60A1/DAYLIGHT/E27 | 300 | 1000 | 1/10/50 | G | 91859 |
| 100 | 240 | E27 | 60 | 100A1/DAYLIGHT/E27 | 500 | 1000 | 1/10/50 | G | 91860 |
| 60 | 240 | B22 | 60 | 60A1/DAYLIGHT/B22 | 300 | 1000 | 1/18 | G | 93052 |



LONGLIFE GLS LAMPS – Longer service lower maintenance

| Watts | Volts | Cap | Diameter mm | Product Description | Lumens | Life (h) | Pack Qty | EEC | Product Code |
|---------|-------|-----|-------------|---------------------|--------|----------|----------|-----|--------------|
| clear | | | | | | | | | |
| 40 | 240 | E27 | 60 | 40A1/CL/LL/E27 | 300 | 2500 | 1/10/50 | G | 72696 |
| 60 | 240 | E27 | 60 | 60A1/CL/LL/E27 | 540 | 2500 | 1/10/50 | F | 72694 |
| 75 | 240 | E27 | 60 | 75A1/CL/LL/E27 | 730 | 2500 | 1/10/50 | F | 34917 |
| 100 | 240 | E27 | 60 | 100A1/CL/LL/E27 | 1080 | 2500 | 1/10/50 | F | 34888 |
| 60 | 240 | B22 | 60 | 60A1/CL/LL/B22 | 540 | 2500 | 1/10/50 | F | 34905 |
| 100 | 240 | B22 | 60 | 75A1/CL/LL/B22 | 1080 | 2500 | 1/10/50 | F | 34887 |
| frosted | | | | | | | | | |
| 40 | 240 | E27 | 60 | 40A1/FR/LL/E27 | 300 | 2500 | 1/10/50 | G | 72695 |
| 60 | 240 | E27 | 60 | 60A1/FR/LL/E27 | 540 | 2500 | 1/10/50 | F | 72693 |
| 75 | 240 | E27 | 60 | 75A1/FR/LL/E27 | 730 | 2500 | 1/10/50 | F | 34919 |
| 100 | 240 | E27 | 60 | 100A1/FR/LL/E27 | 1080 | 2500 | 1/10/50 | F | 34893 |
| 60 | 240 | B22 | 60 | 60A1/FR/LL/B22 | 540 | 2500 | 1/10/50 | F | 34908 |
| 75 | 240 | B22 | 60 | 75A1/FR/LL/B22 | 730 | 2500 | 1/10/50 | F | 34918 |
| 100 | 240 | B22 | 60 | 100A1/FR/LL/B22 | 1080 | 2500 | 1/10/50 | F | 34892 |



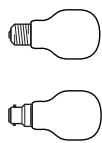
EXTRA LONG LIFE GLS LAMPS – 5000–6000 HOURS – Last for a lifetime

| Watts | Volts | Cap | Diameter mm | Product Description | Lumens | Life (h) | Pack Qty | EEC | Product Code |
|---------|-------|-----|-------------|---------------------|--------|----------|----------|-----|--------------|
| frosted | | | | | | | | | |
| 60 | 230 | E27 | 60 | 60A1/F/5000H/E27 | 590 | 5000 | 1/20 | F | 92766 |
| 40 | 240 | E27 | 60 | 40A1/F/PL6KH E27 | 300 | 6000 | 1/10/100 | G | 18171 |
| 60 | 240 | E27 | 60 | 60A1/F/PL6KH E27 | 500 | 6000 | 1/10/100 | G | 18188 |



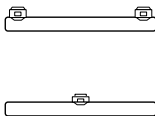
Incandescent lamps

ENRICH™ – True natural colours



| Watts | Volts | Cap | Diameter mm | Product Description | Lumens | Life (h) | Pack Qty | EEC | Product Code |
|-------|-------|-----|-------------|---------------------|--------|----------|----------|-----|--------------|
| 40 | 230 | E27 | 60 | 40A1/SL-ENRICH/E27 | 300 | 1000 | 2/20/40 | G | 91752 |
| 60 | 230 | E27 | 60 | 60A1/SL-ENRICH/E27 | 510 | 1000 | 2/20/40 | G | 91753 |
| 100 | 230 | E27 | 60 | 100A1/SL-ENRICH/E27 | 960 | 1000 | 2/20/40 | G | 91754 |
| 40 | 240 | B22 | 60 | 40A1/SL-ENRICH/B22 | 300 | 1000 | 2/20 | G | 91755 |
| 60 | 240 | B22 | 60 | 60A1/SL-ENRICH/B22 | 510 | 1000 | 2/20 | G | 91756 |
| 100 | 240 | B22 | 60 | 100A1/SL-ENRICH/B22 | 960 | 1000 | 2/20 | G | 91757 |

LINESTRA LAMPS – General linear lighting for home applications



| Watts | Volts | Cap | Diameter mm | Product Description | Lumens | Life (h) | Pack Qty | EEC | Product Code |
|-------|-------|------|-------------|---------------------|--------|----------|----------|-----|--------------|
| opal | | | | | | | | | |
| 35 | 230 | 2S14 | 30 | 35SL/O/300/2S14 | 220 | 2500 | 1/25 | G | 91487 |
| 60 | 230 | 2S14 | 30 | 60SL/O/500/2S14 | 420 | 2500 | 1/25 | G | 91488 |
| 35 | 230 | S14 | 30 | 35SL/O/300/S14 | 220 | 2500 | 1/25 | G | 91505 |
| 60 | 230 | S14 | 30 | 60SL/O/500/S14 | 420 | 2500 | 1/25 | G | 91486 |

KRYPTON LAMPS – Slim shape for hanging fixtures



| Watts | Volts | Cap | Diameter mm | Product Description | Lumens | Life (h) | Pack Qty | EEC | Product Code |
|---------------------------|-------|-----|-------------|---------------------|--------|----------|----------|-----|--------------|
| Superbalux – Frosted/Opal | | | | | | | | | |
| 25 | 230 | E27 | 50 | 25MK1/S/E27 | 215 | 1000 | 1/10/50 | E | 91697 |
| 40 | 230 | E27 | 50 | 40MK1/S/E27 | 390 | 1000 | 1/10/50 | E | 91085 |
| 60 | 230 | E27 | 50 | 60MK1/S/E27 | 700 | 1000 | 1/10/50 | E | 91086 |
| 75 | 230 | E27 | 55 | 75MK1/S/E27 | 900 | 1000 | 1/10/50 | E | 91698 |
| 100 | 230 | E27 | 55 | 100MK1/S/E27 | 1320 | 1000 | 1/10/50 | E | 91124 |



| | | | | | | | | | |
|------|-----|-----|----|--------------|------|------|---------|---|-------|
| opal | | | | | | | | | |
| 25 | 230 | E27 | 50 | 25MK1/O/E27 | 200 | 1000 | 1/10/50 | F | 91495 |
| 40 | 230 | E27 | 50 | 40MK1/O/E27 | 380 | 1000 | 1/10/50 | F | 91494 |
| 60 | 230 | E27 | 50 | 60MK1/O/E27 | 655 | 1000 | 1/10/50 | E | 91493 |
| 75 | 230 | E27 | 55 | 75MK1/O/E27 | 865 | 1000 | 1/10/50 | E | 91492 |
| 100 | 230 | E27 | 55 | 100MK1/O/E27 | 1200 | 1000 | 1/10/50 | F | 91536 |
| 40 | 230 | B22 | 50 | 40MK1/O/B22 | 380 | 1000 | 1/10/50 | F | 91702 |
| 60 | 230 | B22 | 50 | 60MK1/O/B22 | 655 | 1000 | 1/10/50 | E | 91701 |
| 75 | 230 | B22 | 55 | 75MK1/O/B22 | 865 | 1000 | 1/10/50 | E | 33336 |
| 100 | 230 | B22 | 55 | 100MK1/O/B22 | 1200 | 1000 | 1/10/50 | F | 91700 |



| | | | | | | | | | |
|---------|-----|-----|----|---------------|------|------|---------|---|-------|
| frosted | | | | | | | | | |
| 40 | 230 | E27 | 50 | 40MK1/FR/E27 | 425 | 1000 | 1/10/50 | E | 91121 |
| 60 | 230 | E27 | 50 | 60MK1/FR/E27 | 730 | 1000 | 1/10/50 | E | 91122 |
| 75 | 230 | E27 | 55 | 75MK1/FR/E27 | 965 | 1000 | 1/10/50 | E | 91699 |
| 100 | 230 | E27 | 55 | 100MK1/FR/E27 | 1380 | 1000 | 1/10/50 | E | 91123 |




| | | | | | | | | | |
|-------|-----|-----|----|---------------|------|------|---------|---|-------|
| clear | | | | | | | | | |
| 40 | 230 | E27 | 50 | 40MK1/CL/E27 | 425 | 1000 | 1/10/50 | E | 91714 |
| 60 | 230 | E27 | 50 | 60MK1/CL/E27 | 730 | 1000 | 1/10/50 | E | 91713 |
| 75 | 230 | E27 | 55 | 75MK1/CL/E27 | 965 | 1000 | 1/10/50 | E | 91712 |
| 100 | 230 | E27 | 55 | 100MK1/CL/E27 | 1380 | 1000 | 1/10/50 | E | 91711 |

COMPUTER LIGHT – More relaxing for the eye



| Watts | Volts | Cap | Diameter mm | Product Description | Lumens | Life (h) | Pack Qty | EEC | Product Code |
|-------|-------|-----|-------------|---------------------|--------|----------|----------|-----|--------------|
| 40 | 230 | E14 | 45 | 40D1/COMPUTER/E14 | 360 | 1000 | 1/10/50 | F | 91766 |
| 40 | 230 | E27 | 60 | 40A1/T-COMPUTER/E27 | 400 | 1000 | 1/10/50 | E | 91762 |
| 60 | 230 | E27 | 60 | 60A1/T-COMPUTER/E27 | 680 | 1000 | 1/10/50 | E | 91763 |
| 60 | 240 | B22 | 60 | 60A1/T-COMPUTER/B22 | 660 | 1000 | 1/10/50 | E | 91765 |

WEEKEND/INSECT LIGHT – Keeps flying insects away



| Watts | Volts | Cap | Diameter mm | Product Description | Lumens | Life (h) | Pack Qty | EEC | Product Code |
|-------|-------|-----|-------------|---------------------|--------|----------|----------|-----|--------------|
| 60 | 230 | E27 | 60 | 60A1/WEEKEND/E27 | 200 | 1000 | 1/10/50 | G | 91129 |
| 100 | 230 | E27 | 60 | 100A1/WEEKEND/E27 | 330 | 1000 | 1/20 | G | 22582 |



Decorative lamps



Twisted Decor Lamp

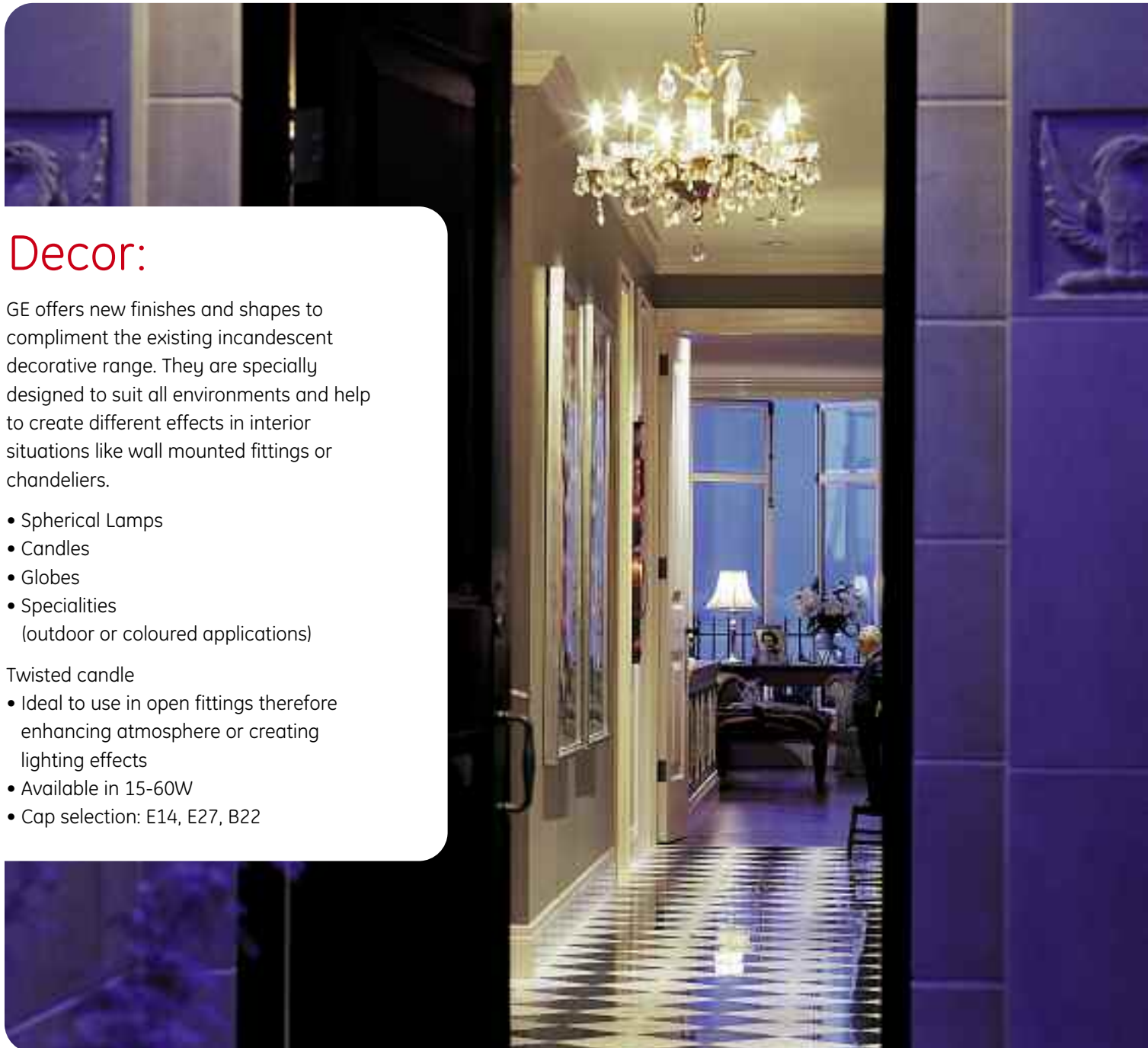
Decor:

GE offers new finishes and shapes to compliment the existing incandescent decorative range. They are specially designed to suit all environments and help to create different effects in interior situations like wall mounted fittings or chandeliers.

- Spherical Lamps
- Candles
- Globes
- Specialities
(outdoor or coloured applications)

Twisted candle

- Ideal to use in open fittings therefore enhancing atmosphere or creating lighting effects
- Available in 15-60W
- Cap selection: E14, E27, B22



SPHERICAL FAMILY Decorative round Lamps

| Watts | Volts | Cap | Diameter mm | Product Description | Lumens | Life (h) | Pack Qty | EEC | Product Code |
|-------|-------|-----|-------------|---------------------|--------|----------|----------|-----|--------------|
| clear | | | | | | | | | |
| 15 | 230 | E14 | 45 | 15D1/CL/E14 | 90 | 1000 | 1/10/50 | F | 92002 |
| 25 | 230 | E14 | 45 | 25D1/CL/E14 | 200 | 1000 | 10/100 | F | 19781 |
| 40 | 230 | E14 | 45 | 40D1/CL/E14 | 400 | 1000 | 10/100 | E | 19788 |
| 60 | 230 | E14 | 45 | 60D1/CL/E14 | 660 | 1000 | 10/100 | E | 19791 |
| 25 | 240 | E14 | 45 | 25D1/CL/E14 | 200 | 1000 | 1/10/50 | F | 19775 |
| 40 | 240 | E14 | 45 | 40D1/CL/E14 | 400 | 1000 | 1/10/50 | E | 19782 |
| 60 | 240 | E14 | 45 | 60D1/CL/E14 | 660 | 1000 | 1/10/50 | E | 19784 |
| 15 | 230 | E27 | 45 | 15D1/CL/E27 | 90 | 1000 | 1/10/50 | F | 91917 |
| 25 | 230 | E27 | 45 | 25D1/CL/E27 | 200 | 1000 | 1/10/50 | F | 90564 |
| 40 | 230 | E27 | 45 | 40D1/CL/E27 | 400 | 1000 | 1/10/50 | E | 90565 |
| 60 | 230 | E27 | 45 | 60D1/CL/E27 | 660 | 1000 | 1/10/50 | E | 91593 |
| 15 | 230 | B22 | 45 | 15D1/CL/B22 | 90 | 1000 | 1/10/50 | F | 91911 |
| 25 | 230 | B22 | 45 | 25D1/CL/B22 | 200 | 1000 | 1/10/50 | F | 91987 |
| 40 | 230 | B22 | 45 | 40D1/CL/B22 | 400 | 1000 | 1/10/50 | E | 91989 |
| 60 | 230 | B22 | 45 | 60D1/CL/B22 | 660 | 1000 | 1/10/50 | E | 91991 |

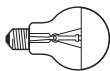


| | | | | | | | | | |
|---------|-----|-----|----|-------------|-----|------|---------|---|-------|
| frosted | | | | | | | | | |
| 15 | 230 | E14 | 45 | 15D1/FR/E14 | 90 | 1000 | 1/10/50 | F | 92003 |
| 25 | 230 | E14 | 45 | 25D1/FR/E14 | 200 | 1000 | 10/100 | F | 19787 |
| 40 | 230 | E14 | 45 | 40D1/FR/E14 | 400 | 1000 | 10/100 | E | 19789 |
| 60 | 230 | E14 | 45 | 60D1/FR/E14 | 660 | 1000 | 10/100 | E | 19793 |
| 25 | 240 | E14 | 45 | 25D1/FR/E14 | 200 | 1000 | 1/10/50 | F | 19777 |
| 40 | 240 | E14 | 45 | 40D1/FR/E14 | 400 | 1000 | 1/10/50 | E | 19778 |
| 60 | 240 | E14 | 45 | 60D1/FR/E14 | 660 | 1000 | 1/10/50 | E | 19786 |
| 15 | 230 | E27 | 45 | 15D1/FR/E27 | 90 | 1000 | 1/10/50 | F | 90569 |
| 25 | 230 | E27 | 45 | 25D1/FR/E27 | 200 | 1000 | 1/10/50 | F | 90566 |
| 40 | 230 | E27 | 45 | 40D1/FR/E27 | 400 | 1000 | 1/10/50 | E | 90567 |
| 60 | 230 | E27 | 45 | 60D1/FR/E27 | 660 | 1000 | 1/10/50 | E | 90568 |
| 15 | 230 | B22 | 45 | 15D1/FR/B22 | 90 | 1000 | 1/10/50 | F | 91912 |
| 25 | 230 | B22 | 45 | 25D1/FR/B22 | 200 | 1000 | 1/10/50 | F | 91988 |
| 40 | 230 | B22 | 45 | 40D1/FR/B22 | 400 | 1000 | 1/10/50 | E | 91990 |
| 60 | 230 | B22 | 45 | 60D1/FR/B22 | 660 | 1000 | 1/10/50 | E | 91594 |



CROWN MIRRORED LAMPS – Directed light

| Watts | Volts | Cap | Diameter mm | Product Description | Lumens | Life (h) | Pack Qty | EEC | Product Code |
|-----------------------|-------|-----|-------------|---------------------|--------|----------|----------|-----|--------------|
| silver crown mirrored | | | | | | | | | |
| 25 | 230 | E14 | 45 | 25D1/SB/E14 | 150 | 1000 | 1/10/50 | G | 19796 |
| 40 | 230 | E14 | 45 | 40D1/SB/E14 | 260 | 1000 | 1/10/50 | G | 18210 |
| 40 | 230 | E27 | 60 | 40A1/SB/E27 | 290 | 1000 | 1/10/50 | G | 91130 |
| 60 | 230 | E27 | 60 | 60A1/SB/E27 | 500 | 1000 | 1/10/50 | G | 91131 |
| 100 | 230 | E27 | 60 | 100A1/SB/E27 | 1000 | 1000 | 1/50 | G | 22584 |
| gold crown mirrored | | | | | | | | | |
| 25 | 230 | E14 | 45 | 25D1/GB/E14 | 130 | 1000 | 1/25 | G | 91918 |
| 40 | 230 | E14 | 45 | 40D1/GB/E14 | 230 | 1000 | 1/5/50 | G | 90557 |
| 40 | 230 | E27 | 60 | 40A1/GB/E27 | 260 | 1000 | 1/10/50 | G | 91135 |
| 60 | 230 | E27 | 60 | 60A1/GB/E27 | 450 | 1000 | 1/10/50 | G | 91136 |



T45 SOFTLIGHT ELEGANCE – Low glare in white and soft colors

| Watts | Volts | Cap | Diameter mm | Product Description | Lumens | Life (h) | Pack Qty | EEC | Product Code |
|--------------|-------|-----|-------------|---------------------|--------|----------|----------|-----|--------------|
| opal | | | | | | | | | |
| 25 | 230 | E14 | 45 | 25T45/SL/E14 | 175 | 1000 | 1/10/50 | F | 90563 |
| 40 | 230 | E14 | 45 | 40T45/SL/E14 | 350 | 1000 | 1/10/50 | F | 90562 |
| 60 | 230 | E14 | 45 | 60T45/SL/E14 | 600 | 1000 | 1/10/50 | F | 91952 |
| rose | | | | | | | | | |
| 40 | 230 | E14 | 45 | 40T/SL-ROSE/E14 | 300 | 1000 | 1/20 | G | 90796 |
| apricot | | | | | | | | | |
| 40 | 230 | E14 | 45 | 40T/SL-APRICOT/E14 | 320 | 1000 | 1/20 | F | 90797 |
| gold • Dorée | | | | | | | | | |
| 25 | 230 | E14 | 45 | 25WSPH/CMRGold/E14 | 130 | 1000 | 1/25 | G | 91918 |



CANDLE FAMILY CANDLE LAMPS – Favorite shape in chandeliers

| Watts | Volts | Cap | Diameter mm | Product Description | Lumens | Life (h) | Pack Qty | EEC | Product Code |
|---------|---------|-----|-------------|---------------------|--------|----------|----------|-----|--------------|
| clear | | | | | | | | | |
| 25 | 120/125 | E14 | 35 | 25C1/CL/E14 | 220 | 1000 | 1/10/50 | E | 91676 |
| 40 | 120/125 | E14 | 35 | 40C1/CL/E14 | 440 | 1000 | 1/10/50 | E | 91674 |
| 60 | 120/125 | E14 | 35 | 60C1/CL/E14 | 720 | 1000 | 1/10/50 | E | 91678 |
| 25 | 230 | E14 | 35 | 25C1/CL/E14 | 200 | 1000 | 1/10/50 | F | 90488 |
| 40 | 230 | E14 | 35 | 40C1/CL/E14 | 400 | 1000 | 1/10/50 | E | 90487 |
| 60 | 230 | E14 | 35 | 60C1/CL/E14 | 660 | 1000 | 1/10/50 | E | 90480 |
| 25 | 230 | E27 | 35 | 25C1/CL/E27 | 200 | 1000 | 1/10/50 | F | 10870 |
| 40 | 230 | E27 | 35 | 40C1/CL/E27 | 400 | 1000 | 1/10/50 | E | 10871 |
| 60 | 230 | E27 | 35 | 60C1/CL/E27 | 660 | 1000 | 1/10/50 | E | 10873 |
| frosted | | | | | | | | | |
| 15 | 230 | E14 | 35 | 15C1/FR/E14 | 90 | 1000 | 1/10/50 | F | 91346 |
| 25 | 230 | E14 | 35 | 25C1/FR/E14 | 200 | 1000 | 1/10/50 | F | 91322 |
| 40 | 230 | E14 | 35 | 40C1/FR/E14 | 400 | 1000 | 1/10/50 | E | 91323 |
| 60 | 230 | E14 | 35 | 60C1/FR/E14 | 660 | 1000 | 1/10/50 | E | 91534 |
| 25 | 240 | E14 | 35 | 25C1/FR/E14 | 200 | 1000 | 1/10/50 | F | 91680 |
| 40 | 240 | E14 | 35 | 40C1/FR/E14 | 400 | 1000 | 1/10/50 | E | 91682 |
| 60 | 240 | E14 | 35 | 60C1/FR/E14 | 660 | 1000 | 1/10/50 | E | 91683 |
| 25 | 230 | B22 | 35 | 25C1/FR/B22 | 200 | 1000 | 1/10/50 | F | 91634 |
| 40 | 230 | B22 | 35 | 40C1/FR/B22 | 400 | 1000 | 1/10/50 | E | 91636 |
| 60 | 230 | B22 | 35 | 60C1/FR/B22 | 660 | 1000 | 1/10/50 | E | 91653 |
| opal | | | | | | | | | |
| 25 | 230 | E27 | 35 | 25C1/O/E27 | 180 | 1000 | 1/10/50 | F | 10875 |
| 40 | 230 | E27 | 35 | 40C1/O/E27 | 360 | 1000 | 1/10/50 | F | 10877 |
| 60 | 230 | E27 | 35 | 60C1/O/E27 | 600 | 1000 | 1/10/50 | F | 10878 |







SOFTLIGHT ELEGANCE – Low glare in white and soft colours

| Watts | Volts | Cap | Diameter mm | Product Description | Lumens | Life (h) | Pack Qty | EEC | Product Code |
|-------|-------|-----|-------------|---------------------|--------|----------|----------|-----|--------------|
| opal | | | | | | | | | |
| 25 | 230 | E14 | 35 | 25C1/SL/E14 | 180 | 1000 | 1/10/50 | F | 90483 |
| 40 | 230 | E14 | 35 | 40C1/SL/E14 | 360 | 1000 | 1/10/50 | F | 90482 |
| 60 | 230 | E14 | 35 | 60C1/SL/E14 | 600 | 1000 | 1/10/50 | F | 90481 |





DECOR CANDLE LAMPS - Eye catching design

| Watts | Volts | Cap | Diameter mm | Product Description | Lumens | Life (h) | Pack Qty | EEC | Product Code | |
|---|-------|-----|-------------|---------------------|---------------------|----------|----------|---------|--------------|-------|
| twisted candles | | | | | | | | | | |
| clear | | | | | | | | | | |
|  | 15 | 230 | E14 | 35 | 15TC1/CL/E14 | 90 | 1000 | 1/10/50 | F | 10823 |
| | 25 | 230 | E14 | 35 | 25TC1/CL/E14 | 200 | 1000 | 1/10/50 | F | 10826 |
| | 40 | 230 | E14 | 35 | 40TC1/CL/E14 | 400 | 1000 | 1/10/50 | E | 10827 |
| | 60 | 230 | E14 | 35 | 60TC1/CL/E14 | 660 | 1000 | 1/10/50 | E | 10828 |
| | 25 | 240 | B22 | 35 | 25TC1/CL/B22 | 200 | 1000 | 1/10/50 | F | 91734 |
| twisted candles frosted | | | | | | | | | | |
|  | 15 | 230 | E14 | 35 | 15TC1/FR/E14 | 90 | 1000 | 1/10/50 | F | 10830 |
| | 25 | 230 | E14 | 35 | 25TC1/FR/E14 | 200 | 1000 | 1/10/50 | F | 10831 |
|  | 40 | 230 | E14 | 35 | 40TC1/FR/E14 | 400 | 1000 | 1/10/50 | E | 10832 |
| | 60 | 230 | E14 | 35 | 60TC1/FR/E14 | 660 | 1000 | 1/10/50 | E | 10833 |
| bent-tip candles | | | | | | | | | | |
| frosted | | | | | | | | | | |
|  | 25 | 230 | E14 | 35 | 25C1/BentTip/Fr/E14 | 200 | 1000 | 1/25 | F | 27148 |
| | 40 | 230 | E14 | 35 | 40C1/BentTip/Fr/E14 | 400 | 1000 | 1/25 | E | 27151 |
| | 25 | 240 | B22 | 35 | 25C1/BentTip/Fr/B22 | 200 | 1000 | 1/25 | F | 27182 |
| | 40 | 240 | B22 | 35 | 40C1/BentTip/Fr/B22 | 400 | 1000 | 2/12 | E | 27166 |
| | 40 | 240 | E14 | 35 | 40C1/BentTip/Fr/E14 | 400 | 1000 | 2/12 | E | 27171 |
| | 60 | 240 | B22 | 35 | 60C1/BentTip/Fr/B22 | 660 | 1000 | 2/12 | E | 27172 |
| | 60 | 240 | E14 | 35 | 60C1/BentTip/Fr/E14 | 660 | 1000 | 2/12 | E | 27176 |
| clear | | | | | | | | | | |
| | 25 | 240 | B22 | 35 | 25C1/BentTip/Cl/B22 | 200 | 1000 | 1/25 | F | 27177 |
| | 40 | 240 | B22 | 35 | 40C1/BentTip/Cl/B22 | 400 | 1000 | 2/12 | E | 27158 |
| | 40 | 240 | B15 | 35 | 40C1/BentTip/Cl/B15 | 400 | 1000 | 2/12 | E | 27160 |
| | 40 | 240 | E14 | 35 | 40C1/BentTip/Cl/E14 | 400 | 1000 | 2/12 | E | 27190 |
| | 60 | 240 | B22 | 35 | 60C1/BentTip/Cl/B22 | 660 | 1000 | 2/12 | E | 27162 |
| | 60 | 240 | B15 | 35 | 60C1/BentTip/Cl/B15 | 660 | 1000 | 2/12 | E | 27164 |
| | 60 | 240 | E14 | 35 | 60C1/BentTip/Cl/E14 | 660 | 1000 | 2/12 | E | 27192 |

GLOBE FAMILY


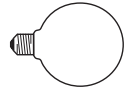
SOFTLIGHT GLOBE LAMPS - Soft decor finishes in giant sizes

| Watts | Volts | Cap | Diameter mm | Product Description | Lumens | Life (h) | Pack Qty | EEC | Product Code | |
|---|-------|-----|-------------|---------------------|--------------|----------|----------|------|--------------|-------|
| opal - ø 60 mm | | | | | | | | | | |
|  | 25 | 230 | E14 | 60 | 25G60/O/E14 | 160 | 2000 | 1/25 | G | 91099 |
| | 40 | 230 | E14 | 60 | 40G60/O/E14 | 290 | 2000 | 1/25 | G | 91100 |
| | 60 | 230 | E14 | 60 | 60G60/O/E14 | 490 | 2000 | 1/25 | G | 91158 |
| | 40 | 230 | E27 | 60 | 40G60/O/E27 | 290 | 2000 | 1/25 | G | 91143 |
| | 60 | 230 | E27 | 60 | 60G60/O/E27 | 490 | 2000 | 1/25 | G | 91144 |
| opal - ø 80 mm | | | | | | | | | | |
|  | 40 | 230 | E27 | 80 | 40G80/O/E27 | 290 | 2000 | 1/20 | G | 91104 |
| | 60 | 230 | E27 | 80 | 60G80/O/E27 | 490 | 2000 | 1/20 | G | 91109 |
| | 100 | 230 | E27 | 80 | 100G80/O/E27 | 890 | 2000 | 1/20 | G | 91147 |

GLOBE FAMILY continued

SOFTLIGHT GLOBE LAMPS - Soft decor finishes in giant sizes

| Watts | Volts | Cap | Diameter mm | Product Description | Lumens | Life (h) | Pack Qty | EEC | Product Code |
|-----------------|-------|-----|----------------|------------------------|--------|----------|-------------|-----|-----------------|
| opal - ø 95 mm | | | | | | | | | |
| 40 | 230 | E27 | 95 | 40G95/O/E27 | 290 | 2000 | 1/20 | G | 91115 |
| 60 | 230 | E27 | 95 | 60G95/O/E27 | 490 | 2000 | 1/20 | G | 91116 |
| 75 | 230 | E27 | 95 | 75G95/O/E27 | 650 | 2000 | 1/20 | G | 91458 |
| 100 | 230 | E27 | 95 | 100G95/O/E27 | 890 | 2000 | 1/20 | G | 91117 |
| opal - ø 125 mm | | | | | | | | | |
| 60 | 230 | E27 | 125 | 60G125/O/E27 | 490 | 2000 | 1/20 | G | 91093 |
| 100 | 230 | E27 | 125 | 100G125/O/E27 | 890 | 2000 | 1/20 | G | 91095 |
| 150 | 230 | E27 | 125 | 150G125/O/E27 | 1360 | 2000 | 1/20 | G | 91244 |
| Eldea opal | | | | | | | | | |
| 25 | 230 | E14 | 72 | 25ELDEA/O/E14 | 160 | 2500 | 1/25 | G | 92604 |
| 40 | 230 | E14 | 72 | 40ELDEA/O/E14 | 350 | 2500 | 1/25 | F | 92605 |
| Elroyal opal | | | | | | | | | |
| 40 | 230 | E27 | 61 | 40ELROYAL/O/E27 | 360 | 2500 | 1/25 | F | 32897 |



SPECIALITY FAMILY – For party decoration and other applications

Coloured General Lighting Service

| Watts | Volts | Cap | Diameter mm | Product Description | Lumens | Life (h) | Pack Qty | EEC | Product Code |
|--------|-------|-----|----------------|------------------------|--------|----------|-------------|-----|-----------------|
| red | | | | | | | | | |
| 15 | 230 | E27 | 60 | 15A1/R/E27 | N/A | 1000 | 1/10/50 | N/A | 91930 |
| 25 | 230 | E27 | 50 | 25A1/R/E27 | N/A | 1000 | 1/10/120 | N/A | 90922 |
| 40 | 230 | E27 | 50 | 40A1/R/E27 | N/A | 1000 | 1/10/50 | N/A | 41336 |
| orange | | | | | | | | | |
| 15 | 230 | E27 | 60 | 15A1/O/E27 | N/A | 1000 | 1/10/50 | N/A | 91929 |
| 25 | 230 | E27 | 50 | 25A1/O/E27 | N/A | 1000 | 1/10/120 | N/A | 90923 |
| 40 | 230 | E27 | 50 | 40A1/O/E27 | N/A | 1000 | 1/10/50 | N/A | 41315 |
| yellow | | | | | | | | | |
| 15 | 230 | E27 | 60 | 15A1/Y/E27 | N/A | 1000 | 1/10/50 | N/A | 91931 |
| 25 | 230 | E27 | 50 | 25A1/Y/E27 | N/A | 1000 | 1/10/120 | N/A | 90921 |
| 40 | 230 | E27 | 50 | 40A1/Y/E27 | N/A | 1000 | 1/10/50 | N/A | 41337 |
| 60 | 230 | E27 | 60 | 60A1/Y/E27 | N/A | 1000 | 1/10/50 | N/A | 91935 |
| green | | | | | | | | | |
| 15 | 230 | E27 | 60 | 15A1/G/E27 | N/A | 1000 | 1/10/50 | N/A | 91928 |
| 25 | 230 | E27 | 50 | 25A1/G/E27 | N/A | 1000 | 1/10/120 | N/A | 90920 |
| 40 | 230 | E27 | 50 | 40A1/G/E27 | N/A | 1000 | 1/10/50 | N/A | 41347 |
| 60 | 230 | E27 | 60 | 60A1/G/E27 | N/A | 1000 | 1/10/50 | N/A | 91942 |
| blue | | | | | | | | | |
| 15 | 230 | E27 | 60 | 15A1/B/E27 | N/A | 1000 | 1/10/50 | N/A | 91927 |
| 25 | 230 | E27 | 50 | 25A1/B/E27 | N/A | 1000 | 1/10/120 | N/A | 90924 |
| 60 | 230 | E27 | 60 | 60A1/B/E27 | N/A | 1000 | 1/10/50 | N/A | 91932 |



Incandescent lamps

Coloured Decorative Round Lamps



| Watts | Volts | Cap | Diameter mm | Product Description | Lumens | Life (h) | Pack Qty | EEC | Product Code |
|--------|-------|-----|-------------|---------------------|--------|----------|----------|-----|--------------|
| red | | | | | | | | | |
| 15 | 230 | E14 | 45 | 15D1/R/E14 | N/A | 1000 | 1/10/50 | N/A | 90525 |
| 15 | 230 | E27 | 45 | 15D1/R/E27 | N/A | 1000 | 1/10/50 | N/A | 90531 |
| orange | | | | | | | | | |
| 15 | 230 | E27 | 45 | 15D1/O/E27 | N/A | 1000 | 1/10/50 | N/A | 90528 |
| yellow | | | | | | | | | |
| 15 | 230 | E14 | 45 | 15D1/Y/E14 | N/A | 1000 | 1/10/50 | N/A | 90526 |
| 15 | 230 | E27 | 45 | 15D1/Y/E27 | N/A | 1000 | 1/10/50 | N/A | 90527 |
| green | | | | | | | | | |
| 15 | 230 | E14 | 45 | 15D1/G/E14 | N/A | 1000 | 1/10/50 | N/A | 92004 |
| 15 | 230 | E27 | 45 | 15D1/G/E27 | N/A | 1000 | 1/10/50 | N/A | 91521 |
| blue | | | | | | | | | |
| 15 | 230 | E14 | 45 | 15D1/B/E14 | N/A | 1000 | 1/10/50 | N/A | 92001 |
| 15 | 230 | E27 | 45 | 15D1/B/E27 | N/A | 1000 | 1/10/50 | N/A | 91522 |

Coloured Candle Lamps



| Watts | Volts | Cap | Diameter mm | Product Description | Lumens | Life (h) | Pack Qty | EEC | Product Code |
|--------|-------|-----|-------------|---------------------|--------|----------|----------|-----|--------------|
| red | | | | | | | | | |
| 15 | 230 | E14 | 35 | 25C1/R/E14 | N/A | 1000 | 1/10/50 | N/A | 90525 |
| yellow | | | | | | | | | |
| 25 | 230 | E14 | 35 | 25C1/Y/E14 | N/A | 1000 | 1/10/50 | N/A | 90526 |
| green | | | | | | | | | |
| 25 | 230 | E14 | 35 | 25C1/G/E14 | N/A | 1000 | 1/10/50 | N/A | 92004 |
| blue | | | | | | | | | |
| 25 | 230 | E14 | 35 | 25C1/B/E14 | N/A | 1000 | 1/10/50 | N/A | 92001 |


Coloured PYGMY Lamps



| Watts | Volts | Cap | Diameter mm | Product Description | Lumens | Life (h) | Pack Qty | EEC | Product Code |
|--------|-------|-----|-------------|---------------------|--------|----------|----------|-----|--------------|
| blue | | | | | | | | | |
| 15 | 240 | E14 | 28 | 15P1/B/E14 | N/A | 1000 | 1/50 | N/A | 12318 |
| green | | | | | | | | | |
| 15 | 240 | E14 | 28 | 15P1/G/E14 | N/A | 1000 | 1/50 | N/A | 12587 |
| red | | | | | | | | | |
| 15 | 240 | E14 | 28 | 15P1/R/E14 | N/A | 1000 | 1/50 | N/A | 12585 |
| yellow | | | | | | | | | |
| 15 | 240 | E14 | 28 | 15P1/Y/E14 | N/A | 1000 | 1/50 | N/A | 12586 |



Reflector lamps



Infrared Reflector

GE Reflector lamps are constructed from blown glass bulbs with an interior mirror finish which directs light more efficiently to the required area or item to be illuminated.

- Reflector R39-R95
- PAR Reflector lamps
- Enrich lamps
- Long life Reflector lamps
- Infralamps
- Coloured Reflector lamps (e.g. disco)

Infrared Reflector lamps

These Infrared Reflector lamps convert power into clean, simple and convenient sources of radiant heat. Typical applications range from livestock raising, to industrial drying processes where the control and uniformity of heat distribution is advantageous.






Spot Reflector

- Available in White Satin or in different colors (Disco)
- Sizes are: R39, R50, R63, R80, R95
- E14/E27/B22 caps available
- In 25W-30W-40W-60W-75W-100W types




Incandescent lamps





REFLECTOR LAMPS – Spot lighting directs light

| | Watts | Volts | Cap | Diameter mm | Product Description | Lumens | Candela | Life (h) | Pack Qty | EEC | Product Code |
|---|---------|---------|-----|-------------|---------------------|--------|---------|----------|----------|-----|--------------|
|  | ø 39 mm | | | | | | | | | | |
| | 25 | 230 | E14 | 39 | 25R39/E14 | N/A | 65 | 1000 | 1/10/100 | N/A | 91523 |
| | 30 | 230 | E14 | 39 | 30R39/E14 | N/A | 80 | 1000 | 10/100 | N/A | 91524 |
|  | ø 50 mm | | | | | | | | | | |
| | 25 | 230 | E14 | 50 | 25R50/E14 | N/A | 130 | 1000 | 10/50 | N/A | 92373 |
| | 40 | 230 | E14 | 50 | 40R50/E14 | N/A | 250 | 1000 | 10/50 | N/A | 92366 |
|  | ø 63 mm | | | | | | | | | | |
| | 60 | 120/125 | E27 | 63 | 60R63/E27 | N/A | 720 | 1000 | 1/10/40 | N/A | 92130 |
| | 40 | 230 | E27 | 63 | 40R63/E27 | N/A | 350 | 1000 | 10/40 | N/A | 91079 |
|  | ø 80 mm | | | | | | | | | | |
| | 40 | 230 | E27 | 80 | 40R80/E27 | N/A | 140 | 1000 | 1/10 | N/A | 92858 |
| | 60 | 230 | E27 | 80 | 60R80/E27 | N/A | 240 | 1000 | 1/10 | N/A | 92839 |
|  | ø 95 mm | | | | | | | | | | |
| | 75 | 230 | E27 | 95 | 75R95/E27 | N/A | 1000 | 1000 | 1/32 | N/A | 91351 |
| | 100 | 230 | E27 | 95 | 100R95/E27 | N/A | 1350 | 1000 | 1/32/ | N/A | 91366 |
| | 150 | 230 | E27 | 95 | 150R95/E27 | N/A | 2000 | 1000 | 1/32 | N/A | 91367 |




PAR 38 Reflector Watt-Miser™ – Energy efficient and outdoor applications

| | Watts | Volts | Cap | Diameter mm | Product Description | Lumens | Candela | Life (h) | Pack Qty | EEC | Product Code |
|---|-------------|-------|-----|-------------|---------------------|--------|---------|----------|----------|-----|--------------|
|  | spot clear | | | | | | | | | | |
| | 60 | 230 | E27 | 122 | 60PAR/SP/E27 | N/A | 3400 | 2000 | 1/12 | N/A | 91572 |
| | 80 | 230 | E27 | 122 | 80PAR/SP/E27 | N/A | 5400 | 2000 | 1/12 | N/A | 91577 |
| | 120 | 230 | E27 | 122 | 120PAR/SP/E27 | N/A | 9300 | 2000 | 1/12 | N/A | 91576 |
| | flood clear | | | | | | | | | | |
| | 60 | 230 | E27 | 122 | 60PAR/FL/E27 | N/A | 1200 | 2000 | 1/12 | N/A | 91575 |
| | 80 | 230 | E27 | 122 | 80PAR/FL/E27 | N/A | 1800 | 2000 | 1/12 | N/A | 91574 |
| | 120 | 230 | E27 | 122 | 120PAR/FL/E27 | N/A | 3100 | 2000 | 1/12 | N/A | 91573 |

ENRICH REFLECTOR LAMPS – True natural colours

| | Watts | Volts | Cap | Diameter mm | Product Description | Lumens | Candela | Life (h) Qty | Pack | EEC | Product Code |
|---|---------|-------|-----|-------------|------------------------|--------|---------|--------------|------|-----|--------------|
|  | ø 50 mm | | | | | | | | | | |
| | 25 | 230 | E14 | 50 | 25R50/E14/230V/ENRICH | N/A | N/A | 1000 | 1/25 | N/A | 91392 |
|  | 40 | 230 | E14 | 50 | 40R50/E14/230V/ENRICH | N/A | N/A | 1000 | 1/25 | N/A | 91393 |
| | ø 63 mm | | | | | | | | | | |
|  | 60 | 230 | E27 | 63 | 60R63/E27/230V/ENRICH | N/A | N/A | 1000 | 1/25 | N/A | 91340 |
| | ø 80 mm | | | | | | | | | | |
|  | 60 | 230 | E27 | 80 | 60R80/E27/230V/ENRICH | N/A | N/A | 1000 | 1/20 | N/A | 91344 |
| | 100 | 230 | E27 | 80 | 100R80/E27/230V/ENRICH | N/A | N/A | 1000 | 1/20 | N/A | 91345 |

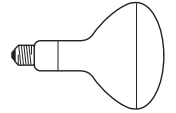

LONG LIFE REFLECTOR LAMPS – Longer service lower maintenance

| | Watts | Volts | Cap | Diameter mm | Product Description | Lumens | Candela | Life (h) Qty | Pack | EEC | Product Code |
|---|------------------|-------|-----|-------------|---------------------|--------|---------|--------------|------|-----|--------------|
|  | Pluslife ø 63 mm | | | | | | | | | | |
| | 40 | 240 | E27 | 63 | 40R63/PL/E27 | N/A | 300 | 3500 | 1/10 | N/A | 47978 |
|  | 60 | 240 | E27 | 63 | 60R63/PL/E27 | N/A | 450 | 3500 | 1/10 | N/A | 42831 |
| | ø 80 mm | | | | | | | | | | |
|  | 60 | 240 | E27 | 80 | 60R80/PL/E27 | N/A | 200 | 3500 | 1/10 | N/A | 42830 |
| | 100 | 240 | E27 | 80 | 100R80/PL/E27 | N/A | 400 | 3500 | 1/10 | N/A | 42837 |



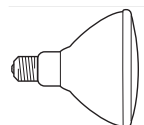
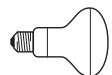
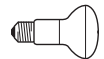
Infrared Reflector Lamps – Heating and healing

| Watts | Volts | Cap | Diameter mm | Product Description | Lumens | Candela | Life (h) Qty | Pack | EEC | Product Code |
|----------------------------|---------|-----|-------------|---------------------|--------|---------|--------------|------|-----|--------------|
| Infrared PAR 38 | | | | | | | | | | |
| 100 | 240 | E27 | 122 | 100PAR/IR/E27 | N/A | N/A | 5000 | 1/10 | N/A | 92060 |
| 175 | 240 | E27 | 122 | 175PAR/IR/E27 | N/A | N/A | 5000 | 1/10 | N/A | 91542 |
| Infrared reflector – clear | | | | | | | | | | |
| 150 | 235/245 | E27 | 125 | 150R/IR/CL/E27 | N/A | N/A | 5000 | 1/9 | N/A | 28720 |
| 250 | 235/245 | E27 | 125 | 250R/IR/CL/E27 | N/A | N/A | 5000 | 1/9 | N/A | 28724 |
| 275 | 235/245 | E27 | 125 | 275R/IR/CL/E27 | N/A | N/A | 5000 | 1/9 | N/A | 32569 |
| Infrared reflector – red | | | | | | | | | | |
| 150 | 240 | E27 | 125 | 150R/IR/R/E27 | N/A | N/A | 5000 | 1/10 | N/A | 91372 |
| 250 | 240 | E27 | 125 | 250R/IR/R/E27 | N/A | N/A | 5000 | 1/10 | N/A | 91391 |
| Infrared reflector – satin | | | | | | | | | | |
| 150 | 240 | E27 | 125 | 150R/IR/SA/E27 | N/A | N/A | 5000 | 1/10 | N/A | 91288 |
| 250 | 240 | E27 | 125 | 250R/IR/SA/E27 | N/A | N/A | 5000 | 1/10 | N/A | 91390 |
| 275 | 235/245 | E27 | 125 | 275R/IR/SA/E27 | N/A | N/A | 5000 | 1/9 | N/A | 32296 |



COLOURED REFLECTOR LAMPS – Decorative spot lighting

| Watts | Volts | Cap | Diameter mm | Product Description | Lumens | Candela | Life (h) Qty | Pack | EEC | Product Code |
|----------------------------|-------|-----|-------------|---------------------|--------|---------|--------------|------|-----|--------------|
| Reflector Disco ø 50 mm | | | | | | | | | | |
| red | | | | | | | | | | |
| 40 | 230 | E14 | 50 | 40R50/R/E14 | N/A | N/A | 1000 | 1/25 | N/A | 91386 |
| yellow | | | | | | | | | | |
| 40 | 230 | E14 | 50 | 40R50/Y/E14 | N/A | N/A | 1000 | 1/25 | N/A | 91388 |
| green | | | | | | | | | | |
| 40 | 230 | E14 | 50 | 40R50/G/E14 | N/A | N/A | 1000 | 1/25 | N/A | 91389 |
| blue | | | | | | | | | | |
| 40 | 230 | E14 | 50 | 40R50/B/E14 | N/A | N/A | 1000 | 1/25 | N/A | 91387 |
| ø 63 mm | | | | | | | | | | |
| red | | | | | | | | | | |
| 40 | 230 | E27 | 63 | 40R63/R/E27 | N/A | N/A | 1000 | 1/25 | N/A | 91532 |
| yellow | | | | | | | | | | |
| 40 | 230 | E27 | 63 | 40R63/Y/E27 | N/A | N/A | 1000 | 1/25 | N/A | 91531 |
| green | | | | | | | | | | |
| 40 | 230 | E27 | 63 | 40R63/G/E27 | N/A | N/A | 1000 | 1/25 | N/A | 91533 |
| blue | | | | | | | | | | |
| 40 | 230 | E27 | 63 | 40R63/B/E27 | N/A | N/A | 1000 | 1/25 | N/A | 91530 |
| ø 80 mm | | | | | | | | | | |
| red | | | | | | | | | | |
| 60 | 230 | E27 | 80 | 60R80/R/E27 | N/A | N/A | 1000 | 1/40 | N/A | 91528 |
| yellow | | | | | | | | | | |
| 60 | 230 | E27 | 80 | 60R80/Y/E27 | N/A | N/A | 1000 | 1/40 | N/A | 91527 |
| green | | | | | | | | | | |
| 60 | 230 | E27 | 80 | 60R80/G/E27 | N/A | N/A | 1000 | 1/40 | N/A | 91526 |
| blue | | | | | | | | | | |
| 60 | 230 | E27 | 80 | 60R80/B/E27 | N/A | N/A | 1000 | 1/40 | N/A | 91525 |
| PAR 38 Colorplus | | | | | | | | | | |
| red | | | | | | | | | | |
| 80 | 230 | E27 | 122 | 80PAR/FL/R/E27 | N/A | N/A | 2000 | 1/12 | N/A | 91540 |
| yellow | | | | | | | | | | |
| 80 | 230 | E27 | 122 | 80PAR/FL/Y/E27 | N/A | N/A | 2000 | 1/12 | N/A | 91539 |
| green | | | | | | | | | | |
| 80 | 230 | E27 | 122 | 80PAR/FL/G/E27 | N/A | N/A | 2000 | 1/12 | N/A | 91543 |
| blue | | | | | | | | | | |
| 80 | 230 | E27 | 122 | 80PAR/FL/B/E27 | N/A | N/A | 2000 | 1/12 | N/A | 91578 |



Incandescent lamps

Pygmy/Tubular lamps



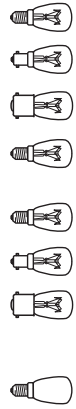
Designed to be used in confined spaces of housing or industrial applications.

- Fridge lamps
- Oven lamps
- Cooker hood lamps
- Sewing machine lamps
- Tubular lamps



Pygmy Lamps

| Watts | Volts | Cap | Diameter mm | Product Description | Lumens | Life (h) | Pack Qty | EEC | Product Code |
|---------|-------|-----|-------------|---------------------|--------|----------|----------|-----|--------------|
| clear | | | | | | | | | |
| 15 | 110 | E14 | 28 | 15P1/CL/E14 | 90 | 1000 | 1/50 | F | 31821 |
| 15 | 110 | B15 | 28 | 15P1/CL/B15 | 90 | 1000 | 1/50 | F | 31816 |
| 15 | 110 | B22 | 28 | 15P1/CL/B22 | 90 | 1000 | 1/50 | F | 31811 |
| 15 | 230 | E14 | 28 | 15P1/CL/E14 | 90 | 1000 | 1/50 | F | 12512 |
| 25 | 230 | E14 | 28 | 25P1/CL/E14 | 190 | 1000 | 10/50 | F | 91955 |
| 25 | 230 | E14 | 28 | 25P1/CL/E14 | 190 | 1000 | 500 | F | 37916 |
| 15 | 240 | E14 | 28 | 15P1/CL/E14 | 90 | 1000 | 1/10/50 | F | 91950 |
| 15 | 240 | B15 | 28 | 15P1/CL/B15 | 90 | 1000 | 1/10/50 | F | 91780 |
| 15 | 240 | B22 | 28 | 15P1/CL/B22 | 90 | 1000 | 1/10/50 | F | 91948 |
| 25 | 240 | E14 | 28 | 25P1/CL/E14 | 190 | 1000 | 1/10/50 | F | 34420 |
| 25 | 240 | B22 | 28 | 25P1/CL/B22 | 190 | 1000 | 1/10/50 | F | 34422 |
| frosted | | | | | | | | | |
| 15 | 230 | E14 | 26 | 15P1/FR/E14 | 90 | 1000 | 1/10/50 | F | 92047 |
| 25 | 230 | E14 | 28 | 25P1/FR/E14 | 190 | 1000 | 1/10/50 | F | 92048 |



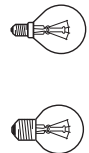
Fridge Lamps

| Watts | Volts | Cap | Diameter mm | Product Description | Lumens | Life (h) | Pack Qty | EEC | Product Code |
|--------------|-------|-----|-------------|---------------------|--------|----------|----------|-----|--------------|
| clear fridge | | | | | | | | | |
| 15 | 230 | E14 | 26 | 15P1/CL/E14 | 90 | 1000 | 10/50 | F | 92046 |
| 15 | 230 | E14 | 26 | 15P1/CL/E14 | 90 | 1000 | 500 | F | 149052 |



Oven Lamps

| Watts | Volts | Cap | Diameter mm | Product Description | Lumens | Life (h) | Pack Qty | EEC | Product Code |
|------------|---------|-----|-------------|---------------------|--------|----------|----------|-----|--------------|
| clear oven | | | | | | | | | |
| 15 | 230-240 | E14 | 22 | 15P1/CL/E14 OVEN | 85 | 1000 | 1/50 | F | 12447 |
| 25 | 230 | E14 | 26 | 25P1/CL/E14 OVEN | 190 | 1000 | 1/50 | G | 43381 |
| 25 | 230 | E27 | 45 | 25D1/CL/E27 OVEN | 142 | 300 | 1/10/100 | G | 12513 |
| 40 | 230 | E14 | 45 | 40D1/CL/E14 OVEN | 320 | 300 | 1/10/50 | F | 12462 |
| 40 | 230 | E27 | 45 | 40D1/CL/E27 OVEN | 320 | 300 | 1/10/100 | F | 12515 |



TUBULAR T25 LAMPS – Cooker hoods, painting or furniture lighting

| Watts | Volts | Cap | Diameter mm | Product Description | Lumens | Life (h) | Pack Qty | EEC | Product Code |
|-------|-------|-----|-------------|---------------------|--------|----------|----------|-----|--------------|
| 15 | 230 | E14 | 25 | 15T25/CL/E14 | 90 | 1000 | 1/50 | F | 13118 |
| 25 | 230 | E14 | 25 | 25T25/CL/E14 | 190 | 1000 | 1/50 | F | 13119 |



TUBULAR T28 LAMPS – Cooker hoods, painting or furniture lighting

| Watts | Volts | Cap | Diameter mm | Product Description | Lumens | Life (h) | Pack Qty | EEC | Product Code |
|-------|-------|-----|-------------|---------------------|--------|----------|----------|-----|--------------|
| clear | | | | | | | | | |
| 25 | 230 | E14 | 28 | 25T28/CL/E14 | 200 | 1000 | 1/50 | F | 13109 |
| 40 | 230 | E14 | 28 | 40T28/CL/E14 | 400 | 1000 | 1/50 | E | 13110 |
| 60 | 230 | E14 | 28 | 60T28/CL/E14 | 660 | 1000 | 1/50 | E | 13111 |
| opal | | | | | | | | | |
| 40 | 230 | E14 | 28 | 40T28/O/E14 | 400 | 1000 | 2/20 | E | 17688 |
| 60 | 230 | E14 | 28 | 60T28/O/E14 | 660 | 1000 | 2/20 | E | 17690 |



Incandescent lamps

Incandescent lamps
for special application



Traffic Lights Lamp


These lamps are ideal for tough conditions in special application areas such as:

- Rough service
- Traffic lights
- Extra Low Volt lamps




Rough Service Lamps

| Watts | Volts | Cap | Diameter mm | Product Description | Lumens | Life (h) | Pack Qty | EEC | Product Code |
|---------|---------|-----|-------------|---------------------|--------|----------|----------|-----|--------------|
| frosted | | | | | | | | | |
| 60 | 120 | E27 | 60 | 60A1/FR/RS/E27 | 450 | 1500 | 1/20 | G | 31546 |
| 100 | 120 | E27 | 60 | 100A1/FR/RS/E27 | 840 | 3000 | 1/20 | G | 31573 |
| 40 | 230/240 | E27 | 60 | 40A1/FR/RS/E27 | 250 | 3000 | 1/20 | G | 91228 |
| 60 | 230/240 | E27 | 60 | 60A1/FR/RS/E27 | 500 | 3000 | 1/20 | G | 91229 |
| 100 | 230/240 | E27 | 60 | 100A1/FR/RS/E27 | 880 | 3000 | 1/20 | G | 91227 |
| 40 | 120 | B22 | 60 | 40A1/FR/RS/B22 | 300 | 1500 | 1/20 | G | 31519 |
| 60 | 120 | B22 | 60 | 60A1/FR/RS/B22 | 450 | 3000 | 1/20 | G | 31535 |
| 100 | 120 | B22 | 60 | 100A1/FR/RS/B22 | 840 | 3000 | 1/20 | G | 31560 |
| 100 | 230/240 | B22 | 60 | 100A1/FR/RS/B22 | 880 | 3000 | 1/20 | G | 92018 |



Traffic Lights

| Watts | Volts | Cap | Diameter mm | Product Description | Lumens | Life (h) | Pack Qty | EEC | Product Code |
|-------|-------|-----|-------------|----------------------|--------|----------|----------|-----|--------------|
| clear | | | | | | | | | |
| 40 | 230 | E27 | 60 | 40A1/CL/E27 | 230 | 3000 | 1/10/100 | G | 35218 |
| 70 | 230 | E27 | 60 | 70A1/CL/E27 | 420 | 3000 | 1/10/100 | G | 35238 |
| 60 | 230 | E27 | 60 | 60A1/CL/E27 | 380 | 3000 | 1/10/100 | G | 35239 |
| 100 | 230 | E27 | 60 | 100A1/CL/E27 | 830 | 3000 | 1/10/10 | G | 22620 |
| 40 | 230 | E27 | 60 | 40A1/EXTERIOR/CL/E27 | 230 | 3000 | 1/15 | G | 91293 |
| 60 | 230 | E27 | 60 | 60A1/EXTERIOR/CL/E27 | 380 | 3000 | 1/15 | G | 91294 |



Low & Extra Low Voltage GLS Lamps

| Watts | Volts | Cap | Diameter mm | Product Description | Lumens | Life (h) | Pack Qty | EEC | Product Code |
|---------|-------|-----|-------------|---------------------|--------|----------|----------|-----|--------------|
| frosted | | | | | | | | | |
| 40 | 24 | E27 | 60 | 24V40/FR/E27 | 570 | 1000 | 1/10/100 | D | 91874 |
| 60 | 24 | E27 | 60 | 24V60/FR/E27 | 900 | 1000 | 1/10/100 | D | 91875 |
| 100 | 24 | E27 | 60 | 24V100/FR/E27 | 1700 | 1000 | 1/10/100 | D | 91873 |
| 60 | 42 | E27 | 60 | 42V60/FR/E27 | 840 | 1000 | 10/100 | D | 29051 |
| clear | | | | | | | | | |
| 25 | 24 | E27 | 60 | 24V25/CL/E27 | 300 | 1000 | 1/10/100 | D | 35178 |
| 40 | 24 | E27 | 60 | 24V40/CL/E27 | 570 | 1000 | 1/10/100 | D | 91876 |
| 60 | 24 | E27 | 60 | 24V60/CL/E27 | 900 | 1000 | 1/10/100 | D | 91877 |
| 100 | 24 | E27 | 60 | 24V100/CL/E27 | 1700 | 1000 | 1/10/100 | D | 35174 |
| 40 | 24 | B22 | 60 | 24V40/CL/B22 | 570 | 1000 | 1/10/100 | D | 91879 |
| 60 | 24 | B22 | 60 | 24V60/CL/B22 | 900 | 1000 | 1/10/100 | D | 91878 |

